

NETHERLANDS PHILATELY



JOURNAL of the American Society for Netherlands Philately

Volume 16/4

June 72

NETHERLANDS PHILATELY



JOURNAL of the American Society for Netherlands Philately

Volume 16/4

June 72



We get a bit of relief with the 70 cent + 35 cent: this one contains only four colors – purple (although they may have sneaked in a bit of black ink too), orange-red, yellow-orange and a pale green – plus the white reverse for some of the text. I leave it to the reader to match these colors with the design components when they acquire this booklet.

In an attempt to be charitable I'll give the 80 cent + 40 cent a decent rating; when separated from its companions in the pane, it presents an eye-pleasing orange-red and yellow flower as the focal point. However, the "artist" could not resist squeezing in a purple something in the upper right corner. But let's be thankful they didn't include two other "designs" in the space occupied by the two extra 60 cent + 30 cent stamps. I might have required immediate cataract surgery. Seriously, this is not one of the better efforts of the PTT. Maybe they originally intended this booklet for Surinam!



Next, I addressed myself to figuring out the logical "Kombinaties" one could fashion from this booklet. It turned out to be a rather daunting task, what with the tête-bêche and se-tenant arrangements within the panel layout. These arrangements sometimes result in rather pleasing and interesting combinations, but why in the world did "they" decide to stagger the individual stamp units? If it was to prevent confusion on the part of the user when it came to separating the stamps, then a simple re-arrangement of the stamps themselves would have accomplished that purpose.

Another result of this misguided attempt at "artistry" is that each stamp, when separated from its neighbor, ends up with a colorless, blank strip alongside the design but within the line of perforations.

I dare say, whatever committee designed, supervised production and approved the end result of this issue must have a "hate" for philatelists!

Back to the "Kombinaties": I found it necessary and therefore helpful to assign positions within the pane, beginning with "a" for the upper left stamp (the inverted 60 cent + 30 cent design) and continuing horizontally through "b" and "c" for the top row and "d" and "e" and "f" for the bottom row:

Single stamps:

"a", "b" and "f" are imperforate at the bottom

Horizontal pairs:

"b" + "a" and "c" + "b" are imperforate at bottom

"e" + "f" of course imperforate at the bottom

(Actually, all items are imperforate at the bottom, or in the cases of vertical pair combinations or blocks, we can say imperforate horizontally.)

Vertical Pairs:

"c" + "f" imperforate at top and bottom

"b" + "e" and "a" + "d" could be considered tête-bêche;

it's up to the collector

Strip of three:

"d" + "e" + "f"

"a" + "b" + "c" might fall into the silly category.

Block of four:

One could legitimately consider the four corner stamps ("b" + "c" + "e" + "f") as a block, since it contains all the designs.

If I have overlooked any other logical combinations, please dash off a note to the Editor. Meanwhile, have fun with this one.

And just for the record, we are told the Floriade stamps and booklet were designed by Neville Brody of the U.K., not by a Dutch artist. An unusual note on the printing process – the sheet stamps were printed by offset, while the booklet stamps are the product of the gravure press. Finally, the booklet is larger, measuring 50 x 78.5 mm, rather than the 44.5 x 78.5 mm which has been the standard booklet dimension since 1965.

FWJ

ASN P



A non-profit organization registered
in the State of Illinois
Founded in 1975 by Paul E. van Reyen

Netherlands Philately

THE JOURNAL OF THE AMERICAN SOCIETY FOR NETHERLANDS
PHILATELY

Volume 16, Number 4

Editorial Board

Frank W. Julsen
Laurence H. Rehm
Dr F.H.A. Rummens
C. Slofstra

Board of Governors

E. Matthews, Oakville, Ontario
Dr. Fred I. Reed, New York
Cees Slofstra, Eindhoven
Frank W. Julsen, Arizona

President

Reinder van Heuveln
3905 Midlothian Pike
Richmond, VA 23224

Vice President

Laurence H. Rehm
1734 Leisure World
Mesa, AZ 85206

Corresponding Secretary

Marinus Quist
124 Country Club Drive
Covington, LA 70433

Treasurer/Membership

Secretary/Advertising

Manager

Harold F. MacDonald
2354 Roan Lane
Walnut Creek, CA 95496

Journal Staff

Editor: Paul E. van Reyen

Wordprocessing and Graphics:
Dilia C.M. Rummens
Photography: L.H. Rehm
Composition: Jan Enthoven
Distribution: Dennis Finegan

Newsletter

Editor: Frans H.A. Rummens
94 Munroe Place
Regina Sask
Canada S4S 4P7

Bookstore Manager

Fernand H. Mollenkramer
6301 Downey Avenue
Long Beach, CA 90805

Librarian

HansPaul Hager
1251 Almaden Ave
San Jose, CA 95110

British Representative

Richard Wheatley

German Representative

Hans Wicher

FROM THE EDITOR

This June issue of our Journal will bring you three articles from widely different areas, but all three very interesting to any reader. All three topics may be out of your own collecting interest, but your editor for one likes to read what other people collect and why.

The lead-off article is by Hans Verschuur, one of our few members in the Netherlands. His specialty is N.E.I.-Indonesia, especially the period 1940-1950. His story is an in-depth study of the letter "I", which is sometimes absent in the word "INDONESIA". In the NVPH this phenomenon occupies four lines of print; Hans' study covers ten pages.

Frank Julsen has contributed often to "Netherlands Philately". This time he describes the collecting of used "kombinaties" from vending machine booklets. If our memory serves us properly, this is the fourth article in NP on this topic, in the last ten years. The members of the ASN P should be happy with such coverage, considering also that the "Maandblad" never had a single article on "kombinaties" and that the booklet specialists' 'Bulletin' had two. We don't really compete, but we may be proud of the alternative that we are providing.

The third article is by Governor Cees Slofstra on two very peculiar postage due stamps of the Netherlands. We hope the figures turn out well, so that you may see the varieties, Cees is telling about. A bit of history is involved too, as this is crucial to the understanding of how and why the facts evolved as they did, in that first decade of this century.

This issue should arrive at your door approximately on time. The July 15 Newsletter will be slightly late, but we promise to take that into account when setting deadlines. Inter alia, the deadline for receipt of bids on auction #25 is June 15.

Frans Rummens

Table of Contents

The Case of the Missing "I"	50
Kombinaties	59
The Overprinted Postage Due Stamps of the Netherlands of 1906 and 1909.....	66
Postal Booklet Notes.....	IBC

Notice

Van Dieten Postzegelveilingen BV, our constant advertiser on the back page of the cover, has advised us that the prices as shown in the ad are no longer current.

The new prices are \$55 for a one year subscription to the auction catalogues and \$40 for a list of prices realized.

Netherlands Philately is published quarterly by the American Society for Netherlands Philately.

©Copyright 1992, the American Society for Netherlands Philately.

(Opinions expressed in the various articles in this journal are those of the writers and not necessarily endorsed by ASN P or this journal.)

ASN P is Affiliate No. 60 of APS.

Advertising rates are \$80 for a full page, \$45 for a half page and \$25 for a quarter page.

THE CASE OF THE MISSING "I"

By J.H. Verschuur

INTRODUCTION

The reader need not fear that the editor of this magazine went wild by inserting a detective story from Sherlock Holmes or Agatha Christie in this philatelic quarterly. The missing 'I' I am going to write about is the first 'I' of the word INDONESIA. By now it will be clear to many collectors that this article deals with the following stamps:

as per the NVPH "Speciale Catalogus":

351	bf	15 ct, orange
353	bf	25 ct, blue green
355	bf	45 ct, magenta
356	bf	50 ct, red brown

or as per "Zonnebloem" 35th edition, 1992:

1 DH	resp.	1 DK	15 ct, orange
		2 DK	20 ct, blue
3 DH	resp .	3 DK	25 ct, blue green
5 DH	resp .	5 DK	45 ct, magenta
6 DH	resp .	6 DK	50 ct, red brown
		7 DK	80 ct, red

To start with, I wish to mention that some years ago an article about this missing 'I' was published by the late Mr. D. Hille Ris Lambers in the "Maandblad" of January 1984 (pages 22/24) and April 1984 (pages 286/287). In these articles the 'technical' solution of the missing 'I' is described, based upon official data from the Bandung PTT archives and extensive documentation material, both from my side. It was our mutual intention to have these two articles followed by a third one from my hand, in which the PTT details would be published to prove Mr. H.R. Lambers unravelling of some long lasting and persistent misconceptions.

As he made some minor mistakes, I intended to correct them in my article. Unfortunately Mr. H.R. Lambers suddenly passed away, shortly after his last article was published. I thought it not appropriate to indicate those mistakes at that time and therefore decided to put off writing my share in our joint study.

Wherever I am following the original text of Mr. H.R. Lambers, that text is in italics.

INDONESIA

Where did the name INDONESIA come from, and by whom and when was it first used? It is generally accepted that it was the German ethnologist, anthropologist and explorer Adolf Bastian (Bremen, 26/6/1826 – Port of Spain, 2/2/1905) who introduced the name Indonesia in 1884. It is a combination of the Greek words *Indos* and *nēsos* (= islands) or the Latin words *India* and *neōs*. The combination can be compared with other geographical names, such as the Dodecanesos (islands in Greece), Micronesia (Micro = small) and Polynesia (Poly = many).

Much earlier the name INSULINDE, derived from the Latin *Insula* (= island, compare: *peninsula* = 'half island') had been introduced by the Dutch geographer Dekkert, in 1860. The name *Insulinde* was later also used by the famous author Multatuli (Eduard Douwes Dekker, 1820-1887) in his book: "Max Havelaar, or the Coffee Auctions of the Dutch Trading Company" (Multatuli = I suffered much).



The Dutch government in exile (1940-1945) was somewhat cautious (or perhaps unsure or divided) in its name giving regarding the Netherlands Indies. Towards the end of 1941, some units of officers and soldiers who succeeded to escape from Holland to England, as well as other war volunteers, were sent to Java to take part in the fighting against the Japanese invaders. However, this help came too late and they got stuck on Ceylon. Originally these men formed part of the "Princess Irene Brigade", stationed in the U.K. For those troop units still stationed on Ceylon, this name was changed into the "Insulinde Corps", however, as per August 1, 1942. This Corps was lead by the then KNIL major F. Mollinger.

Although the name "Insulinde" was scarcely used officially, the name "Indonesia" gradually gained more and more importance from the beginning of the 20th century onward. It was especially used by Indonesians, as well as by those Dutch who were advocating more self-government by the Indonesians, if not total independence.

Even Queen Wilhelmina was unsure as to the use of the official name "Nederlands Indië" or "Indonesië", the latter name gradually being applied. However, in her well known radio speech from London of December 7th, 1942, she said, among others, that (without anticipating the recommendations of a future Conference) she visualized a move towards a Commonwealth in which the Netherlands, Indonesië, Suriname and Curaçao would participate, with complete self-reliance and freedom of conduct for each part regarding its internal affairs, but with the readiness to render mutual assistance. (From "The Indonesian Problem – Facts and Factors" issued by the Netherlands Indies Information Service, Batavia, September 1947.)

This governmental Conference was already announced on January 27th, 1942, in order to provide for an appropriate structure of the Kingdom and its parts in accordance with the changed prevailing circumstances, and in which representatives of all three Overseas parts of the Kingdom would take part along with the representatives of the Netherlands.

Then came the liberation of Holland in May 1945, and in her first post-war speech from the throne on November 20th, 1945, she twice used the name "Indonesiërs" (e.g. the

people of Indonesia). The name "Nederlands Indië" was not used at all in this speech. The name "Curaçao" was also used, but that is another matter. This was followed by her speech from the throne on July 23, 1946. In this speech she used on various occasions alternately the words "East Indies" and "Indonesia". Curiously, she no longer spoke about "Curaçao" but of the "Netherlands Antilles".

We now take a great leap to September 1948. In the State Gazette of the Kingdom of the Netherlands issued on September 8th 1948, we find under No. I-410 the Law of September 3rd 1948, concerning "a change in the Constitution in order to be able to prepare and to establish a new legal order for the territories as mentioned in article 1 of the Constitution".

Some extracts of this law I-410 read as follows:

- ... Taking into consideration the law of May 27 1948 (State Gazette I-207) in which it is deemed necessary to come to a new Constitution

We approve:

par. 1 ... where in the articles 1, 62, 63, 77, 171, 191 and 192 of the Constitution is being mentioned "Nederlands Indië" or "Curaçao" henceforth it should read: "INDONESIE" respectively "NEDERLANDSE ANTILLEN".

par. 2 - To the Constitution, a 14th Chapter will be added... consisting of 2 articles:

article 207 ...

article 208

- 1) ...

- 2) A Union will be formed, in which the Kingdom of the Netherlands, as mentioned in par. 5, and the United States of Indonesia participate as equal partners

- 3) The Crown of this Union is worn by Queen Wilhelmina ...

- 4) ...

- 5) the Netherlands, Suriname and the Netherlands Antilles form a Kingdom, of which the Crown is worn by Queen Wilhelmina.

Within the Union it will be possible for the Netherlands to maintain direct relations with the United States of Indonesia.

- 6) The United States of Indonesia will be made up by self governing, individual and equal States in a federative way.

- 7) In as far as any part of Indonesia is not going to belong to the United States of Indonesia, the mutual relationship will be dealt with in accordance with the principles of this Chapter.

This law was signed in Amsterdam on September 3rd 1948 and countersigned on September 8th 1948 by 16 Ministers, this being the complete cabinet at that time.

In the same State Gazette also the laws I-411 to I-413 were published. These four laws were all signed by Queen Wilhelmina. It was her last official act, apart from her abdication from the throne in Amsterdam on September 4th 1948.

The acceptance of the Crown by Queen Juliana and her installation took place in Amsterdam on September 4th 1948. Only after this event could she sign the Publication I-414 of September 8th 1948. This publication contains the official announcement of the changes into the Constitution as specified by:

- 1 - Laws 410 to 413 in the Netherlands
- 2 - Government Gazette of Suriname Nos. 106-109
- 3 - Government Gazette of Netherlands Indies Nos. 207-210
- 4 - Publication Paper of Curaçao Nos. 89-92

The laws of September 3rd 1948 were incorporated into the Constitution as of September 20th 1948 at 14:30 hours Netherlands time.

Consequently the names INDONESIE and NEDERLANDSE ANTILLEN came into legal force on that date and hour. The signing of Publication I-414 was Queen Juliana's first official act. The question "Indonesia" had been transferred from mother to daughter.

Although one could say that the new name had finally been approved, the question itself was not yet settled. The proposal for the new name INDONESIE was the first one dealt with by the Dutch Parliament and Senate. For the Netherlands Antilles it was the second trial, however. As a matter of fact already towards the end of 1937 a proposal had been put before the Dutch Parliament to change the name "CURAÇAO" into "NEDERLANDSCHE ANTILLEN". However, this proposal was not approved.

In the "Maandblad" of May 1937 we read on page 87: "Change of name is at hand:"

The "Echo de la Timbrologie" of April 30 1937 cites the news that as per a decision taken by the Dutch Government the name CURAÇAO would have been changed into "NEDERLANDSE ANTILLEN" and that very likely this change would also find a response on the stamps.

In connection with this report, the editor of the "Maandblad" approached the Ministry of Colonies and got the following information:

"We have to await whether the revision of the Constitution of which the change of name of Curaçao forms part, will be approved. In the positive case then indeed the name of the colony will be changed into "Nederlandsche Antillen".

The result of the above mentioned proposal can be read in the "Maandblad" of January 1938, page 10:

"Curaçao: No change of name"


From Curaçao we got word that on or about January 1st (1938) the current issue will be replaced by a new one with the description "Nederlandsche Antillen". Upon our request the Ministry of Colonies sent us the following information about this matter:

"I herewith inform you that indeed it had been the intention to issue new stamps, as soon as the name Curaçao would have become annulled. However, the Parliament during its hearing of the pending review of the Constitution has voted down the change of name into "Nederlandsche Antillen", so that the proposal became out of the question.

In the 1948 spelling the name "Curaçao" would be changed into "Nederlandse Antillen", notably with "se" and not "sche".

Although all concerned officials had to carry out an accurate enforcement as per the Law No. I-410 of September 20th, 1948, it is worth while mentioning that after September 20th 1948 stamps were still issued bearing the old name, which had become already obsolete meanwhile:

NED. INDIE - NVPH Nos. 349/350, namely both stamps with the effigy of Queen Juliana, issued per September 25th 1948 on the occasion of her inauguration as Queen. Since the course of events in this case could easily have been foreseen long before, one might wonder whether this deviation of the law was by accident or by design.



CURAÇAO - NVPH Nos. 198/199, issued on October 18th 1948 to commemorate the inauguration of Queen Juliana
 NVPH Nos. 200/205, Charitable issue for the benefit of the White-Yellow Cross, issued on November 3rd 1948.



INDONESIA - BATAVIA/BANDOENG - PTT.

It should be noted that the new Constitution prescribed the name "INDONESIE" (with "E"), whereas the over-printed stamps as issued in the former Dutch Indies in December 1948/January 1949 (NVPH Nos. 351-361) got the name "INDONESIA" (WITH "A"). It may be assumed that the Dutch authorities in Batavia/Bandoeng preferred this spelling, basing themselves on the pronunciation as used by the local population. The (Dutch) Government in Batavia very likely also anticipated the course of events, this being the unavoidable establishment of an independent "Republik Indonesia".

As a matter of fact, upon introducing the 1948 definitive issue (NVPH Nos. 334/335 and 338/346) the Postmaster General had given the following explanation in his decree

No. 6421/A4 of 25th March 1948 (!!) and in the postal order No. 6 to the post offices:

"The new stamps serve to bridge the period until the issuing of a new set of stamps, etc. issued by the United States of Indonesia" This explanation was repeated in the General Postmaster's decree No. 19405/A4 dated August 5, 1948 (Postal order No. 59 and Postal order hkk No. 28) in which the remaining 7 1/2 and 15 cent denominations were announced (NVPH Nos. 336/337).

An even more notable proof that the political situation in the Netherlands Indies was appreciated more realistically and more or less accepted by, among others, the postal authorities in Bandung, is the following fact:

In the beginning (1945/46) there were many difficulties keeping the postal system somehow running, albeit sometimes with certain restrictions and certain postal services temporarily suspended. Gradually the postal services could be improved and extended by introducing fewer restrictions and new services both towards the population and towards the Government.

In the annual PTT report covering the year 1948, we read on page 15: "As of March 1948, revenue stamps are being furnished again in nine denominations. During the year under survey an amount of round five and a half millions guilders was sold in wage revenue stamps"

Preparing and printing these revenue stamps must have taken at least about three to four months, meaning that preparations must have started around November 1947. In spite of that the newly printed revenue stamps bear already the (unofficial) name "INDONESIA", well ahead of the final (Dutch) decision as contained in the laws of September 3 and 8 1948. (See the figure, which shows part of a wage list [loonlijst/daftar oepah]).



A further realistic adoption of the political situation as well as of the local language is accentuated in the General Postmaster's decree No. 33081/A4 of November 30, 1948 (Postal Order No. 92 resp. Hkk Postal Order No. 38) with respect to the well known numeral set (NVPH nos. 362/370) and building set (NVPH nos. 374/388). These stamps bear

the by now statutory name "INDONESIA", but also the denominations expressed in the Indonesian language, namely "SEN" and "RUPIAH", in stead of the Dutch "CENT" and "GULDEN".

This adoption made at that time (1949) proved to be a very far-seeing one. All these stamps could be reprinted again and again during the R.I.S. period (28/12/1949 – 16/8/1950), as well as from 17/8/1950 by the Republik Indonesia. Some lower sen values were reprinted until mid 1951; the building stamps were reprinted in huge quantities until 1953. The last reprints took place in 1955/56, however, for the 1 and 2 rupiah values (NVPH nos. 383C and 384C), recognizable by their perforation, namely 19 perfs vertically, whereas all other rupiah printings (1-25 rph.) have only 18 perfs vertically:



383-A	384-B	383-C	384-C
large perf.	small perf.		
holes	holes	19 perfs	19 perfs
18 perfs	18 perfs		

Let us not wander off too far from our subject, however, and return to the "INDONESIA" overprinted stamps (NVPH nos. 351/361)

Postal order No. 92 (Decree 33081 of November 30, 1948) and its covering official communication for the press and the public announce the following:

"On account of the change in name of these territories, new stamps will be issued with the name "INDONESIA". Part of the stamps presently being issued, from 15 cent and upwards, which come into consideration for that purpose, will be overprinted in such a way that "NED.INDIE" is struck out, and that an overprint "INDONESIA" is placed above the denomination".

It then continues:

"Before the end of November (1948) the first overprinted stamps, namely the 25, 40 and 80 cent Queen Wilhelmina of the 1948 issue, will be distributed to the offices, successively followed by the stamps of 1,10 and 25 gulden, the 15 and 20 cent of the same issue and the 2.50 gulden of the 1945 issue".

No doubt a thorough evaluation of their various stocks had been carried out by the PTT in Bandung as to which stamps and which quantities could be overprinted. It is clear that overprinting the 1945 and 1946/47 stamps could not be contemplated due to small stocks available, if any, and moreover due to the different sizes of these stamps. Therefore only the latest issue could be considered, namely the dancers stamps (NVPH nos. 334/336) and the stamps depicting Queen Wilhelmina (type Hartz; NVPH nos. 337/346).

Of the lower values (3 and 4 cent) a second printing had just been delivered and issued in August 1948 (2,630,000 and 707,600 copies, respectively), whereas the 7 1/2 cent was issued in September 1948, or even during the end of August, 1948. The Avezaat-Okker catalogue mentions September 21, 1948 as the earliest known date of cancellation. However, the 7 1/2 cent had already been reported as being issued in August in the "Maandblad" of September 1949, page 146/7. Small but anyhow sufficient stocks were also available of the following stamps: 1 cent (304 and 317), 2 cent (305 and 318), 2 cent (306 and 319), 5 cent (251), 10 cent (253) and 12 cent (326). All these lower denominations were issued in the new numeral design (362/370) during February/June 1949.

The situation for the denomination of 15 cent and upwards was quite something else. A quick replacement by a totally new design was out of question. This could be achieved only after the lower denominations (362/370) were issued, and therefore a solution had to be found to bridge a period of about a full year.

The most urgent need was for the 25 cent stamp, and therefore order 31140 dated November 15, 1948 was placed at once at Kolff. With proces-verbal 160/1948, a total of 1,104,800 stamps (5,524 sheets of 200 each) were delivered. We will revert to this printing later on.

Stocks, if any, to be overprinted were more or less available as follows:

- 15 cent (337) - just issued about August 24, 1948 (2,739,400 copies).
- 20 cent (338) - a second printing was delivered and issued in August 1948 (1,464,600 copies.)
- 25 cent (339) - no second printing was ordered; only a small stock still available
- 40 cent (340) - a second printing was delivered and issued in August 1948 (1,910,400 copies)
- 45 cent (341) - no second printing was ordered; insufficient stock available
- 50 cent (342) - same as for 45 cent
- 80 cent (343) - a second printing was ordered and issued in August 1948 (753,400 copies)
- 1 gulden (344A) - a second printing was ordered and issued in August 1948 (663,600 copies)

All stamps of the second printing did appear towards the end of August 1948, since they were reported in the "Maandblad" of September 1948, page 147. The quantities mentioned by the "Maandblad" are those ordered, but not the actual quantities delivered, as specified here. The denominations 10 gulden (345), 25 gulden (1346) and even 2 1/2 gulden (316) were still sufficiently in stock to become overprinted.

All these available stamps were sent to Messrs. Van Dorp in Batavia (Jakarta) to be overprinted. Van Dorp cut the complete sheets of 2x100 stamps of the cent denominations into two halves, so that sheets of 100 stamps (10 rows of 10 each) were delivered. The overprint was done by typography, which caused a lot of minor flaws and errors, which were mostly corrected while being overprinted. Therefore these deviations do not appear on all values. Up until now the author has not (yet) succeeded in obtaining

official details from the PTT archives, so that as far as quantities sold (or delivered?) are concerned, one has to rely on the information as given in the NVPH catalogue.

After having settled this matter, fresh orders had to be made out for "INDONESIA" overprinted stamps, so that the sale would not be interrupted by certain shortages until the appearance of the stamps in the new design(s).

On December 7, 1948 the following order was given to Messrs. Kolff under number 34109:

15 cent (351b)	6,000,000 copies.)	
20 cent (352b)	2,000,000 copies.)	
25 cent (353b)	1,500,000 copies.)	In Bandung's order book
45 cent (355b)	600,000 copies.)	the following note had
50 cent (356b)	1,200,000 copies.)	been made: "existing
80 cent (357b)	600,000 copies.)	photogravure plates
		to be overprinted in
		photogravure"
1 gulden (371)	1,000,000 copies.	Here the order book
		states: "Existing photo-
		gravure plate to be over-
		printed in typography"

Attention must be paid to the fact that a second order for the 25 cent (353b) was given. The stamps were not delivered as per above sequence.

The following schedule of deliveries of overprinted stamps by Messrs. Kolff is of paramount importance to the solution of the existence of three different types of the "missing I", as described by Mr. Hille Ris Lambers:

25 cent refers to the first printing; the second printing was never reported.

After this long introduction, I now let you have the translation of Mr. Hille Ris Lambers' articles published in January and April 1984:

In a recent auction catalogue of Messrs J.K. Rietdijk, I read under lot number 1314 the following:

"1949 - Indonesië - Zbl. No. 1-DK (hand drawn I) superb copy, with certificate of genuineness issued by the NVPH. Very rare. Only two or three copies known!"

I asked and got permission to inspect this lot. To my great surprise it appeared that the description was absolutely precise.

It concerns a cancelled copy of the 15 cent Hartz "Nederlands Indië" with the Kolff overprint "INDONESIA" of which the first letter 'I' (NVPH No 351 bf) was missing, but on which a letter 'I' had been either hand drawn or perhaps had been stamped.

The certificate was signed by well-known philatelists. Whoever added that replacing 'I' remains unknown. The printer, a postal official, the sender or the addressee?

The letter 'I' consists of a shading of very fine small lines. "Zbl" in the auction catalogue refers to the "INDONESIA" catalogue of the "Zonnebloem" publishers. The 1981 catalogue mentions on pages 18 and 19 a further comment related to these Kolff overprints "INDONESIA": the known four values without the first letter 'I' and followed by a grouping marked by "DK":



"a hand written 'I' with Chinese ink or a hand stamped 'I', followed by the denominations 15, 20, 25, 45 and 50 cent.

In the 1983 edition the 80 cent is added to this specification and the 80 cent without the first letter 'I' of "INDONESIA" emerges as well.

This plate error disappeared in the 1984 edition. The specification in the Zonnebloem catalogue cannot be correct.

The Netherlands Monthly for Philately in 1949

The then editor of the column Overseas Dominions, Mr. A.J. Uylen, published bit by bit whatever information he received. The shiny overprints by Van Dorp were issued first, shortly thereafter followed by the first Kolff stamps with dull overprint: the 45 and 50 cent denominations. In the March

Value	NVPH No.	Proces-verbal numbering of deliveries/receipts by Kolff to the PTT		Quantity delivered in sheets of 200	First(?) day of cancellation
		1948	1949		
25 cent	353b	160	—	5,524	end Jan.'49
45 cent	355b	160	3	2,905	15-1-49 *
50 cent	356b		3-5	5,971	15-1-49 *
15 cent	351b		8-15-19-23-31-32-33	27,520	end Jan.'49
80 cent	357b		50	2,981	Apr/May '49
1 gld	371		54-60-65	10,473	5-5-49 *
25 cent	353b		104-109	7,342	May/June'49
20 cent	352b		160-164	10 750	May '49

(+ = delivered in sheets of 100 stamps)

Unfortunately, the Avezaat-Okker catalogue for first-known-cancels does not specify these dates as per the type of overprint e.g. by Van Dorp or by Kolff. Only the dates indicated by a "*" refer to stamps which were not overprinted by Van Dorp and therefore could be used in the above specification. The other dates are (still) less precise. They were estimated by comparison with the first day cancels known for the numeral set (362/370), which stamps were printed/delivered in between and were issued during February/May 1949.

The Kolff overprints were reported in the "Maandblad" as follows:

50 cent (February 1949), 45, 15 and 25 cent (March 1949), 1 gulden (April 1949), 20 and 80 cent (May 1949). The

1949 Monthly already 4 stamps were reported, as meanwhile the 25 cent as well as the 15 cent had been issued. In the same article we read about the sheet position of the stamp with the missing first 'I' of "INDONESIA" (right sheet, row 5, stamp 4; not until the August 1949 number is this corrected into "stamp 7"). By now it is reported that sometimes a highly deformed 'I' is seen on the same position as the missing 'I'.

The PTT issued a "ukase" directed to the postal officials, with the instruction that all plate errors had to be removed from the sheets and had to be sent (to Bandung) for destruction.

Unfortunately I have not (yet) found this very important decree. It would have been very interesting to know on what date the decree was issued and which denominations were specified in it. It is quite incontestable that only the "INDONESIA" overprinted stamps were meant, as the 'corrected' stamps were not removed from the sheets and were sold as normal to the public. Neither did I find any document related to the destruction of the stamps that were returned by the post offices, as well as those removed from the Bandung stock itself. This would have given us an indication as to the quantities involved, and consequently also of the quantities ultimately sold.

Complying with said decree was not easy. As a matter of fact, a number of post offices received the stamps in folded double sheets; other offices in half sheets only. The annoying plate error to be looked for on the denominations was in the meanwhile issued in March, and could only be found on the right hand panes. Apart from the missing first letter 'I', there were still other 'plate errors' of a less spectacular kind. The PTT decree surely will not have had too much of a result.

In the May 1949 issue (of the "Maandblad") the 80 cent Kolff overprint is reported, and in the August 1949 issue Mr. Uylen refers to a letter received from the Controller of the Post and Revenue Stamps Department in Bandung, dated May 3rd, in which it is stated that the 20 cent Kolff overprint had not yet been issued. These dates are of great importance.

The highly deformed 'I'



It is a pity that Mr. Uylen did not specify in the March 1949 magazine, which denominations were showing that deformed 'I' and he neither gave any description of it. I investigated a number of these plate errors as well as the other deviations in overprint, partly from sheets. They are always present and from this follows the conclusion that Messrs. Kolff used only one photogravure printing cylinder for the black overprints of all cent denominations.

That cylinder was re-engraved in the printing works of Messrs. Kolff the moment the missing first letter 'I' was discovered. Only on the bright orange colored 15 cent stamp is this plate error clearly visible. This is less the case with the three other denominations with that missing 'I', owing to their dark colors.

The plate error must have been detected shortly after starting the overprinting of the 15 cent stamp. That very moment a re-engraving took place, but a very clumsy one. This retouch is always in a identical position with respect to the other letters of NDONESIA, namely somewhat sloping to the right and

somewhat too low. On the 15 cent stamp it can be seen that 2 lines were engraved into the printing cylinder, close to each other and both ends closed by small cross lines.

But alas, the re-engraving was too deep. Upon inking a small 'trench' was (over)filled with ink. The scraping knife removed the top, but the moment paper is being pressed on - and a little bit into the trench - then the ink is brimming over, especially in the printing-direction which is clearly upwards. Consequently every engraved letter 'I' is surrounded by an irregular black cloud, every time in a slightly different form. Under the letter 'I' to the left there is always a small black dot. This constant irregularity cannot be achieved by stamping or by drawing. I assume that Kolff overprinted denomination after denomination and that no sheets of a certain denomination were kept behind for (over)printing later on.



Here the author of this article has to insert some remarks. First of all, in order to prevent a possible misunderstanding, the readers should be informed that the above mentioned re-engraving actually was the second corrective re-engraving. A fact Mr. H.R.L. did not realize at that moment. From Table I it can be seen that Kolff did not interrupt printing a certain denomination by printing another denomination in between and to then continue printing the first denomination.

The sequence of receipt numbers in Table I clearly proves this point.

Mr. H.R.L. then continues his first article with certain assumptions, details over gutter pairs, a summary and the following remarks and questions regarding:

The written or stamped 'I'.

As can be seen from the first paragraph of this article it seems that a stamp with an 'odd' letter 'I', being made by hand, does really exist: namely the 15 cent value. However, apart from this odd added 'I', there are plenty of stamps of this value with the machine overprinted, rather deformed 'I'.

My question is: who knows similar stamps with the hand added or stamped 'I' of the values 25, 45 and 50 cent? "Zon-nabloem" could not give any clarification. Who does?

The sequence of the deliveries to the PTT of the Kolff overprints was:

25, 45, 50, 15, 80 and 20 cent. The 25 and 45 cent were delivered in 1948, the remaining values in 1949. The 15 cent in seven parts.

He then continues in the April 1984 magazine:

In the January issue of this magazine a short story was printed together with some figures related to the re-engraving of the cylinder with which the Kolff stamps designed by Hartz were overprinted with "INDONESIA" and a bar covering the name "NED. INDIE". My story ended with the information that the 15 cent stamps were delivered in 7 parts. That remark was not written without intention.

Furthermore something was written about a 15 cent stamp on which an odd 'I' consisting of sloping lines could be seen. A stamp with a "hand drawn or hand stamped 'I'" on it.

Some readers reacted with the information they too were in the possession of a retouched 'I'. They were living too widely apart and too far away from my home. To visit them all in order to make photos was too difficult.

There it remained, until I got the opportunity to have a look at the material of a collector who showed three such stamps: one used, one in a pair and even one in a part of a sheet so that it could be concluded that we had to do with stamp 47 of the right hand pane, the same sheet position on which originally the first 'I' of "INDONESIA" was missing.

States (of execution)

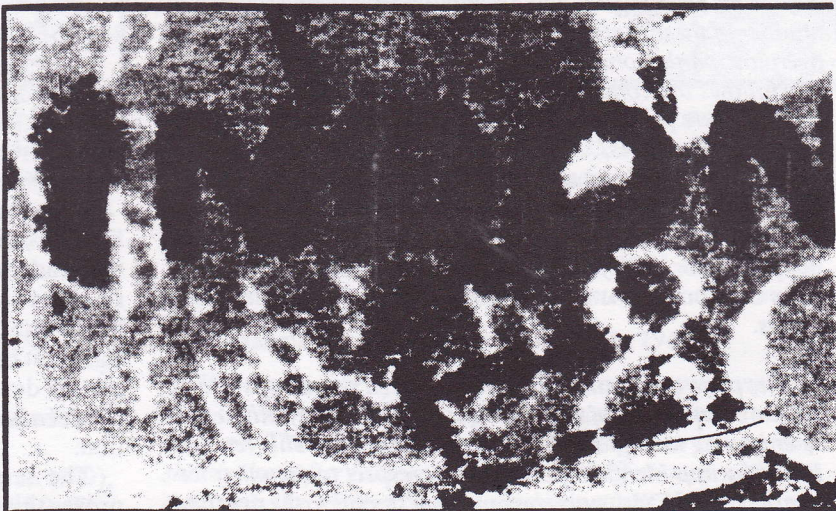
Mr. R. van Rijn became so famous that he, just like ruling Monarchs and Counts, is better known by his Christian name: Rembrandt. He painted a lot, but he even made more engravings. You know how engravings are made: a smooth copper plate is covered with a thin layer of a special wax composition, through which no watery acid can penetrate. The engraver scratches through the layer into the copper plate with etching needles or burins of different widths. Thereafter the plate undergoes a process in an acid bath. On those places where the copper plate is not covered by the wax layer, the acid eats into the copper plate and a trough is being formed at that posi-

tion. By now the copper plate has been etched. After that the covering wax layer is removed from the plate, which is then cleaned and inked. The ink covers the plate but also fills every trough to the bottom. The inked surface of the plate is wiped off, so that the troughs remain filled with the printing ink. Following that, a sheet of paper is laid on the plate and great pressure is applied, which forces the paper into the troughs and, when it is pulled away, sucks the ink out of the troughs; the engraving has now been printed.

However, Rembrandt was a perfectionist. After having made a certain quantity of printings from his plate, he was not always satisfied with the result obtained. Here and there certain lines had to be more clear or had to be added. He again applied the burin and deepened or widened certain troughs. This sequence of alternating printings and re-engravings was performed by him several times. The different results which came to light are generally indicated as the "states" of the same original etching plate. Consequently, first, second, third and so on states of many of his etchings are known. The numbering was given later on by art experts and the various states were reproduced in handbooks.

States of the printing cylinder.

Now that three copies of a such "hand drawn or hand stamped 'I'" were shown simultaneously, it could be determined very easily, that those three 'I's were identical to the



tinest details. That ruled out the possibility of hand made 'I's. Nobody, however capable he might be, could have drawn all those small lines equally long and ending in the same small tips, when he had to draw a second or a third 'I'.

A rubber stamp as a printing method had to be ruled out as well, because differences in pressure should have caused different impressions (thicknesses) of the lines, which were not observed. One possibility left could be the application of an ivory stamp. But however precise one is able to stamp by hand, one will never achieve that the stamped 'I's will stand precisely in the same position wanted. On all three copies these odd 'I's were exactly in the same position with respect to the neighboring 'N'. Due to the structure of those lines, every doubt was ruled out by now; those 'I's were engraved into the printing cylinder.

The stamp without the first 'I' was the first state of the cylinder etching; these three engraved 'I's can be designated as the second state.

But why was Kolff still not satisfied? Even with the naked eye it is very striking that this re-engraved 'I' is far too light in shade as compared with the remaining letters of "INDONESIA". The 'I' is also somewhat slanting to the right and a little too small (see picture). Therefore, after an unknown quantity of printed sheets with the re-engraved cylinder, the burin was used for a second time. This time, however, the engraving was done too deeply. This resulted in an horrible cloudy letter, which was shown in our January '84 magazine article.

That was the third state of the printing cylinder, which shows the first 'I' together with a dot underneath at the left. (See figures of the 15 and 80 cent stamps, to illustrate the differences in 'cloudy' 'I's). As a matter of fact, the lightly shaded 'I' can only be found on the 15 cent stamp. The printing of this value started with the first 'I' missing on stamp 47 of the right hand pane, just as was the case with the previously printed values of 25, 45 and 50 cent. Only after the second correction, which resulted in the 'cloudy' 'I', the remaining values were printed, which therefore always must show this black irregular 'cloudy' 'I'. This refers to the 20, 80 and (once again) the 25 cent values.

An error in my report:

In the January '84 magazine article I wrote that the 25 cent was (over)printed before the 15 cent. That is the truth, but not the full truth. My astonishment was great when I was shown the 25 cent stamp with the black cloudy 'I', which could only have been printed after the 15 cent value. This type I had never seen before, and even I can not fully explain it. Two other philatelists with very sharp eyes confirmed that we really were dealing with the cloudy 'I', complete with the usual dot. Therefore this stamp must have been printed after the 15 cent. The solution was supplied by Mr. J.H. Verschuur. After the 80 cent, exclusively known with the cloudy 'I', a second printing of the 25 cent stamp was carried out. This printing is almost one and a half times as large as the first printing with the stamp with the missing first 'I'.

In summary.

From the above it is known with certainty that the following stamps exist:

- a) First State (original cylinder):
15, 25, 45 and 50 cent, on which the first 'I' of "INDONESIA" is totally absent.
- b) Second State (first correction on the cylinder):
15 cent, with the first 'I' consisting of five to six thin sloping lines and some thin vertical lines; light shaded first 'I's.
- c) Third State (second correction on the cylinder)
15, 20, 25 and 80 cent with the black cloudy 'I' with always a black dot underneath at the left.

Mr. Hille Ris Lambers then concludes his article with the subjects "Quantities" and "Summary". However, I prefer to end this article with my own description, giving my ideas as related to:

- 1st - cataloguing
- 2nd - quantities (printed and/or sold)
- 3rd - prices

1st - Cataloguing.

The two catalogues issued in the Netherlands, by the NVPH (the "speciale" catalogue) as well as by "Zonnebloem", do not list the exact specification. In my opinion the catalogue listing should be as follows:

	NVPH. cat.	Zonne- bloem
<u>1st state; without first "I":</u>		
15 cent "NDONESIA"	351 bf	1 DH
25 cent "NDONESIA"	353 bf	3 DH
45 cent "NDONESIA"	355 bf	5 DH
50 cent "NDONESIA"	356 bf	6 DH
<u>2nd state; with lightly shaded first 'I':</u>		
15 cent (I)NDONESIA	351 Bfx	1DKx
<u>3rd state; with black cloudy first 'I':</u>		
15 cent (I)NDONESIA	351 Bfy	1 DK
20 cent (I)NDONESIA	352 Bfy	2 DK
25 cent (I)NDONESIA	353 Bfy	3 DK
80 cent (I)NDONESIA	357 Bfy	7 DK

"Zonnebloem" lists the types 5DK (45 cent) and 6DK (50 cent) as well. However, these stamps do not exist. It is true, that 45 and 50 cent stamps (type DH) can be found on which an 'I' has been placed (written, typed or stamped), but this correction is not an official one. Even to-day, anybody can place an 'I' on stamp 5DH or 6DH, but that does not make these stamps showing the details belonging to the 3rd state (type DK).

2nd - Quantities (printed and/or sold).

For certain types the quantities sold and in the case of the 15 cent stamp, even the quantities printed are anybody's

guess. The story goes that in early May 1949, a postal official in Bandung became aware of the 15 cent stamp "NDONESIA" 15 cent stamp, due to the fact that the same person repeatedly bought a certain part of the right pane. One might wonder how PTT-Bandung could still be unaware of this plate error, which had already been published in the Netherlands in March 1949, and therefore should have been known in "Indonesië" in February 1949. That is why it is so important to know on which date the order was issued to the post offices to return to Bandung all plate errors still at hand. In case Kolff had warned PTT-Bandung immediately upon detecting the 15 cent plate error in the first week of January 1949, then the PTT officials would have removed already all 15 cent "NDONESIA" overprints, and maybe also the second state stamps that turned out so poorly. This did not happen, and both types came out towards the end of January 1949 or early February 1949. From this point of view the May discovery by the PTT becomes somewhat more believable.

We can divide the various stamps in three groups:

- a - 25 (1st printing), 45 and 50 cent
- b - 15 cent
- c - 20, 25 (2nd printing) and 80 cent

sub a - This first group was delivered to Bandung towards the end of 1948 and during the first week of January 1949. The 45 and 50 cent are known with cancellation date January 15, 1949. This points to the fact that distribution to the offices started immediately after receipt from Kolff. The quantities for the 45 and 50 cent were scheduled to be sufficient until about October/November 1949. The 25 cent was apparently in greater demand since a second order was placed on December 7th 1948, the first printing being 5524 sheets and the second even more namely 7342 sheets delivered.

It can be assumed that Bandung did not distribute its total stock of the 45 and 50 cent at once. A 'safe' guess is that about 50% was distributed up until about April/May 1949. In case the reaction of the offices to return the plate errors was positive (which is rather doubtful), then maybe half of their unsold plate errors was returned to Bandung, or even less. Considering that during the period starting in January/February, until May 1949 the offices had sold already about 60%, then we arrive at a percentage varying between 60 to 65% of plate errors being returned or removed in Bandung, to be destroyed ultimately.

This results in the following quantities sold:

- 45 cent 355 bf approx. 1000 sheets (35% of 2905 sheets)
- 50 cent 356 bf approx. 2000 sheets (35% of 5971 sheets)

As for the 25 cent value, very likely a far greater part was already distributed to the offices. If we assume this portion to be about 70%, of which the greater portion was sold already, then the balance returned was correspondingly less. We finally arrive at the following (assumed) quantity of plate errors sold:

- 25 cent 353 bf approx. 1100 sheets. (20% of 5524 sheets)

sub b - The 15 cent is the most puzzling stamp, the more as it exists in three types. The plate error must have been detected shortly after starting to print this value. Generally, after a certain quantity having been printed, a sheet is taken from the stack to be checked on the printing quality. Should at that very moment the "NDONESIA" stamp have been detected, then the first cylinder correction (2nd state) was executed before printing was restarted. A second check led to a second correction (3rd state).

Basing myself on quantities sold in auctions and/or presence in certain collections, I estimate the quantities for the three types of the 15 cent stamp as follows:

- 15 cent 351 bf approx. 50 - 100 sheets (1st state)
- 15 cent 351 Bfx approx. 100 - 250 sheets (2nd state)
- 15 cent 351 Bfy approx. 27 000 sheets (3rd state)

sub c - For the 20 cent, 25 cent (2nd Printing) and the 80 cent the quantities sold are known exactly. The corrected plate error was not removed from the sheets, so that the quantities sold are more or less the same as those printed, namely:

- 20 cent 352 Bfy 10,750 sheets
- 25 cent 353 Bfy 7,342 sheets (2nd printing)
- 80 cent 357 Bfy 2,981 sheets

In this group the 25 cent is the most elusive one, as the corrected plate error is very hard to detect, due to the dark color of the stamp itself. I hope I can serve the specialized collectors with the following details, which will enable them to sort out the first printing from the second one:

353 Bf - 1st printing: blue green, slightly glossy. Stamps cancelled until about April 1949 are always from this 1st printing.

353 Bfy - 2nd printing: (less bluish) green, dull. Stamps especially from the main post offices cancelled around August/December 1949 are chiefly from this printing. Unfortunately I do not have sufficient selvage details to define the difference between the two printings more precisely.

Finally: with exception of type 351 Bf (15 cent) and to a lesser degree for type 351 Bfx, it may be assumed that an unknown percentage of the remaining types sold, got lost one way or another. The actual quantities existing might therefore even be less than indicated.

3rd - Prices

I am basing myself on the 1992 NVPH catalogue, which to a certain extent can be used, though the real market or auction prices are about 50/60 % of the list prices indicated. Applying this correction factor, I arrive to the following approximate net prices for single stamps:

Continued on page 59

"Kombinaties"

Frank W. Julsen

A popular and relatively inexpensive line of specialization continues to grow among collectors of Netherlands stamps: the gathering of the various combinations of stamps from the booklets dispensed via vending machines, i.e., "Kombinaties" or "Combinations" that exist within the booklet panes.

Naturally, there are two phases to this intriguing specialty — collecting them in mint or postally used condition. The former is a relatively simple endeavor; all one needs is the money, so to speak, because every stamp dealer in The Netherlands offers a plentiful supply of full booklets or complete panes which can then be broken up for the pertinent combinations. And they make beautiful album pages, especially those booklets containing two or three stamps of different denomination and color. Coincidentally, the stamp dealers also do a thriving business offering already-formed combinations.

A relatively difficult adjunct to this form of specialization involves the challenge of finding these combinations in *postally used* condition. Indeed, one of our members from Holland, Huib de Ruiter, has taken on the task of collecting these combinations on cover! There's a brave man. I don't know how many others are so engaged, but it must be a daunting task. First Day covers of complete panes are generally not that scarce — again, all it takes is a pocketful of guilders. But of course the First Day covers do not carry individual combinations, so they are not a source for this phase of the specialty. Coincidentally, First Day covers could be a source for used combinations, but "purists" question them as being genuinely postally used.

Some years ago the author embarked on the project of collecting the used examples, off cover. It proved much more difficult than anticipated, but it was and is a fascinating hunt. The hunt included a search through all my old correspondence with Dutch friends who had been so kind or far-sighted as to use combinations on their mail to me. (Now at this point I must don my "Dunce cap", for I dutifully soaked off the stamps, keeping what I needed for the album and storing the rest in a stock book for later attention. Friend de Ruiter almost suffered a heart attack when I told him of my stupidity. On the other hand, that stock book eventually provided others who collected "not on cover".)

My album pages generally feature a postally used full pane, with tab if available, followed by the various possible combinations. (See album pages A, B and C of Booklets 1 and 2.)

Complete panes *with tabs* are virtually impossible to find genuinely postally used. Now and then one of my correspondents was prescient enough to affix the entire panel including the tab. In those days I was not collecting combinations, otherwise I would have asked them to do me that large extra favor. This is known as "crying over spilt milk"! Back to busi-

ness: full panes with tabs sometimes can be obtained from First Day Covers. If these covers are addressed and had actually passed through the postal system, of course they "qualify". But it is simply a matter for the individual to decide, showing the entire cover. Full panes with the tabs bearing dates other than first day of issue represent the cream of the crop, so to speak.

Back to the main story. During the period when I was sorting the combinations and preparing my album pages, I began to notice varieties that were not listed in the de-Rooy/Hali catalogue, such as paper and ink differences. Of course, the less specialized "Speciale Katalogus" (there's a real oxymoron!) makes no mention of such variations either. The real function of the latter catalogue is to serve as a price

Continued from page 58

		Mint	Used
15 cent	351 Bf	Hfl 1,600.00	1,600.00
25 cent	353 Bf	50.00	60.00
45 cent	355 Bf	50.00	80.00
50 cent	356 Bf	50.00	55.00
15 cent	351 Bfx	150.00	200.00
15 cent	351 Bfy	25.00	30.00
20 cent	352 Bfy	30.00	35.00
25 cent	353 Bfy	40.00	50.00
80 cent	357 Bfy	45.00	50.00

These stamps in pairs or in blocks with normal stamps are fetching slightly higher prices. Very much sought after are these stamps together with the three adjoining stamps to the right, including the right selvedge margin with selvedge number 6. e.g. the stamps 47, 48, 49 and 50 from the right pane and attached to the sheet selvedge, as per the figure. Due to their scarcity, these strips must be priced 50-100 % above the net prices stated.

Once again, the quantities sold and the prices are as per my idea. It is every collector's right to have other ideas, and in that case I am highly interested to be informed about the basis upon which that opinion was made.

I hope that with this article the missing 'T' mystery and its accompanying fancy stories are fully solved and explained and that it will give the "INDONESIA" stamp specialist something of a guide in trying to find the "Bfx" and "Bfy" types not (yet) mentioned in the NVPH specialist catalogue.

For completeness sake: for all cent values various other minor plate errors are known. Since all values were (over)printed in photogravure by Kolff by means of only one cylinder, they can be found on fixed sheet positions. Although many times articles pertaining to those plate errors have been published in the "Maandblad" and in "Mijn Stokpaardje", that might be perhaps a story for another article.

THE NETHERLANDS

Vending Machine Booklets

Booklet No. 1

Inert Paper

Watermarked

Variety:

Machine made - 2 perforation holes into short selvage



A

THE NETHERLANDS

Vending Machine Booklets

Booklet No. 1

Inert Paper

Watermarked



Top



Bottom




Left



Right



L + R



Left



Right



B

THE NETHERLANDS

Vending Machine Booklets

Booklet No. 2

Inert Paper

Watermarked



Top



Left



Bottom



Right



L + R



Left



C



Right

THE NETHERLANDS

Vending Machine Booklets

Booklet No. 8

Inert Paper (pink under UV)

Watermarked



Left



Top



Right



L + R



Right



L + R



Mis-centered vertically



D

list of recognized combinations, and as such it does serve a useful function.

In any case, with the considerable help of member Larry Rehm, we have now begun the process of further study of these paper and ink variations under the U.V. lamp. By no means is this study near completion. We mention what we have learned so far with the hope that others will be interested and will examine their collections (mint or postally used) for corroboration and/or additional varieties.

Let's begin with the first five booklets as described in the deRooy/Hali catalogue: for these booklets the catalogue simply identifies the paper as "normal", presumably meaning no phosphor treatment. However, in the introductory remarks at the beginning of the catalogue, the authors make some contradictory attempt to delve more deeply into the matter of the paper composition as revealed under the U.V. lamp; and it is at this point that confusion begins to reign: they list a "D" or "Dof(!)of grijs", but do not tie this paper to a booklet number. One might assume they are referring to Booklets 1 and 2 because their next classification of paper varieties ("W"/"Wit") lists Booklets 3, 3, 6, 7 and 10). Attempting to be as thorough as possible, we also refer to the deRooy/Hali "Handboek", last published in 1976 to the best of our knowledge. On page 114 they describe "Dof" paper as (translation): inert, without a smooth or uniform whitener. Under the U.V. lamp the paper is indeed "dark", but the paper also includes occasional white flecks somewhat akin to the paper used for their Booklet 3yD. So "Dof" does not automatically mean "inert" in the true sense.

When we move on to Booklet 3, the cataloguers continue with their overall "normal paper" classification, but then they immediately list *two* types of paper for catalogue number 3: they list a 3yD and a 3yW, respectively "dof" and "wit" paper. We find 3yD as being not inert but with a faint scattering of the white flecks; as for 3yW, the paper is demonstrably lighter in hue and contains a larger proportion of flecks than 3yD. The differences of paper within Booklet group 3 become quite apparent when one examines Booklet 3a (this is with text on the tab, the others being blank), which occurs on a lighter hue paper with many flecks. Conclusion: "normal" paper should not be the distinguishing characteristic.

For Booklet 4 we find the same paper descriptions as for Booklets 3, but again the U.V. lamp says otherwise: the "dof" paper could better be described as "dark with very few flecks", whereas the 4yW paper is white with many flecks.

Aside from the "argument" about a proper description of the paper used for Booklets 3 and 4, the more obvious point is that we are probably witnessing a phase-in of some forms of whitener during the Booklets 3 and 4 period.

Perhaps we are being "purists" — and perhaps even "nit-pickers" — but we must continue to object to the cataloguers' haphazard and continued use of the term "normal". Witness: look at the listings for Booklet 9. The term "normal" pops up again, except that in this case the paper is either yellow phosphor or evenly coated with a white phosphor

formulation ("normal")! Why don't they simply use the more descriptive terms "inert" or "flecked with white" or "smooth/uniform white"?

Booklet 5 is an anomaly: the paper is simply inert. In fact the cataloguers ignore this booklet in their descriptive section on paper, although the stamp itself does appear later in Booklet 12 with "Harrison" phosphor and therefore distinct from examples from Booklet 5.

The discrepancies continue with Booklet 6, which comes with a variety of tab texts and, in the case of Booklet 6f, with switched positioning of the cross. It is also a good starting point to clear up the inconsistency in the deRooy/Hali catalogue regarding the papers used in the production of stamp booklets: for the first 5 booklets, the catalogue simply identifies the paper as "normal", apparently intending to mean "no phosphor or hi-brite treatment", but when we move into the catalogue listing for the Booklet 6 series, the description changes to "normal" and "phosphor". By "phosphor" they mean the *yellowish* coating of the paper, which occurs on the last three booklets of the "6" series. Unfortunately, the catalogue continues the misleading use of the term "Phosphor" for later emissions which come in the Harrison "hi-brite" category of paper treatment. We can only hope that in the next edition of that catalogue the editors will be more precise about such matters. These lapses only detract from an otherwise useful and informative reference work.

Now back to the Booklet 6 series. For Booklets 6a-b-c-d-e the "Handboek" lists these as "uncoated" but we find both types of paper — inert and also dark backs with the white flecks. For Booklet 6d we find another variation in the form of a much darker hue (matching mint panes we have examined) with a small number of the white flecks. This series requires deeper study, especially since it extended over a six-year span in its various forms.


For the Booklet 7 series we encounter the same inconsistencies: the catalogue makes a weak attempt at proper classification of paper by listing 7b as varieties with "wit" and "dof" paper as well as "normal" and "phosphor", the latter being the yellowish coating. We find, for example, the dark paper with and without flecks as well as a full pane of 7a with white paper. This group too needs more research.

Booklet 8 is usually found with the yellow phosphor coating and a "normal" uncoated paper which shows up as pinkish under the U.V. lamp. See album page D. In addition (and they must be extremely scarce) we find examples on so-called "white" paper with white flecks. The difference between the latter and the normal or pink back is startling. Below are examples showing front and back, from Booklet 8, taken under ultra-violet light.

Booklet series 9 comes with eight different tab texts, and for the first time unwatermarked paper is used for these vending machine booklets. As usual, the vague paper description is used in the catalogue — "normal" and "phosphor". All but 9b are with the yellow phosphor coating, and all are found with the catalogue-described "normal" paper.



A mass of white flecks, "Hi-brite." Back is same as face.



Pinkish dark, "Inert", smooth with just an occasional fleck. Back is same



Yellow phosphor coated on front. Back is smooth and dark.



Pinkish white, smooth. Back is same.

In this instance, the so-called "normal" paper is coated with white phosphor that appears either on the front and/or backs of these stamps. There are even some rare instances when the white coating appears on the backs of panes with the yellow phosphor on the face of the stamps. There is even a variety of a pane with yellow phosphor on the face of the stamps but with the white coating on the reverse side of the XX tab only!

We regret we are unable to show these variations photographically, but they are readily noticeable under the U.V. lamp.

With Booklet 10 we encounter the same situation as with, for example, Booklet 7: yellow phosphor, inert paper or paper speckled with white. The latter is given the "W" or "white" classification in the catalogue. At this stage the catalogue is now restricting itself to the yellow type, its description reading "normal phosphorescence with horizontal watermark". How they love that word "normal"!

We should add that using the U.V. lamp can be very interesting with this booklet pane. For example, the ink used on the 15 cent stamp shows as a rich cherry-red on inert paper; on the paper with white flecks the color is purple; on the yellow phosphor the color is almost black. Similarly, in

addition to the purple shade for the 15 cent stamp on the white flecked paper, the 5 cent stamp is a much deeper orange as contrasted with a light yellow- orange on the inert paper printings — quite distinctive.

Booklet 11: we mention this issue only to point out that this was the last use of the familiar "circles" watermarked paper and the yellow phosphor coating. And oddly enough we find no examples with the white flecks. On subsequent booklets, the new "Harrison White Phosphor", completely covering the stamp, is used.

Booklet 12 requires an additional note, not mentioned in the catalogue: the 35 cent stamps are fully coated with the white Harrison phosphor; the 10 cent "Delta" stamps of this booklet also are coated, but the phosphor does not show through the face of the stamps because of a printed yellow overtinting.

The next booklet requiring attention is number 16a. Although only "white" phosphor supposedly was involved in the production of this booklet, some examples differ markedly. For example, under the U.V. lamp the 45 cent stamp shows up as gray or gray-blue versus dark blue; similarly, the 5 cent shows as bright orange versus dark orange. The darker shades appear on paper that has a definite yellowish or creamy cast, quite unlike that of the paper found in other 17a booklets. This matter too requires additional study.

From this point on the use of Harrison phosphor seems to have eliminated much of the variations in the coating, although Booklet 24 seems to come with at least three variations of coating on the face of the stamps. There appear to be no differences when the U.V. lamp is focused on the reverse of these stamps, leading to the likelihood that some experimentation with the phosphor coating was in effect during the time this booklet was in production.

Temporarily, I have sorted the differences noted in three groups:

- 1) "Creamy" - under the lamp the surface of the paper is cream- yellowish in tint, similar to the tint found for Booklets 22 and 23. It is so distinct as to be a definite color variation. The stamp color is jet black under the lamp.
- 2) "Grayish" - under the lamp the surface of the paper has a somewhat grayish tint, quite unlike the tint of the conventional Harrison "white" phosphor coating. The stamp ink appears greenish-black.
- 3) "White" - this shows as clear white under the lamp. The color of this stamp is gray.

Because these stamps have been soaked off the envelopes, there is the possibility that the phosphor coating may have been affected. This will require a deeper study of unused panes; but, for the moment, we are inclined not to think the soaking had that much effect on these distinct variations, else they would all have looked the same.

Continued on inside rear cover

THE OVERPRINTED POSTAGE DUE STAMPS OF THE NETHERLANDS OF 1906 AND 1909

by Cees Slofstra

In the special NVPH catalogue one finds two overprinted Postage Due stamps with the numbers 29 and 30. (see figures 1 and 2). Both stamps are overprints on regular postage due stamps of the issue of 1894-1910. One is a "6 1/2" on the 20 ct value issued in October 1906 and the other a "4" on 6 1/2 ct of June 1909.

The value 6 1/2 looks somewhat strange at first sight, so it seems a good idea to spend some further comments on it. The more so, since three different postage due stamps of this denomination were issued in the span of barely one year. These are first the 6 1/2 on 20 overprint, mentioned above, then the 6 1/2 cent overprint on the De Ruyter 2 1/2

ct (NVPH 36, figure 2a) stamp of November 1907, and finally the 6 1/2 ct in the definitive design of 1894-1910, also in November 1907 (see figure 2b). Each of these types has its own varieties and plate flaws.

In the period ending in 1916, the domestic rate for postcards was 2 1/2 ct, whereas the rate for printed matter cards was 1 ct. If a card was insufficiently franked, or not at all, then, in the period of April 1 1892 to October 1 1908, a punitive dues of 5 ct would come into play, plus of



Figure 1 The two overprinted stamps of the Postage Due issue of 1894-1910. Both stamps were used for the dues of post cards, franked at the printed matter rate.



Figure 2 Together with the 6 1/2 cent overprint stamp of figure 1, these are the postage due stamps of 6 1/2 ct, which appeared in just over one year.

course the lacking franking itself. If, for example, a "briefkaart" (literally a "letter card") was franked with 1 ct rather than 2 1/2 ct, then the postage due was $5 + (2 \frac{1}{2} - 1) = 6 \frac{1}{2}$ ct

In those days the so-called "BRIEFKAART" or "CARTE POSTALE" was very popular. If one forgot to strike out these words, the card would be considered as indeed a "letter card", with the corresponding rate of 2 1/2 ct. Similarly, if one added on a printed matter card as much as the letters "p.f." (pour félicitation) to the allowed name and address of the sender, then the card would be considered a "briefkaart". It is therefore small wonder, that a 6 1/2 ct postage due stamp was indeed needed.

Gert Holstege has described the history of the postage due stamps from 1906 to 1912, in *FILATELIE INFORMATIEF* (p 5030-1 to 5030-60), in a long but very interesting article. This periodical is available from the ASNIP Library and provided you can read Dutch, reading this article is strongly recommended.

After October 1, 1908, the punitive due was lowered from 5 to 2 1/2 ct and the same example as above would bring the total dues to 4 cent. For that reason the then still available 6 1/2 ct postage due stamps were overprinted to 4 ct (see figure 1b).



Figure 3 The 6 1/2 overprint on the 20 ct, with the broken division bar.

The postage due stamps with the 6 1/2 ct denomination.

The postage due stamps of the 1894-1910 emission were printed in sheets of 200; twenty horizontal rows of ten. According to the "MANUAL OF THE STAMPS OF THE NETHERLANDS,.....", for the 200 fold printing block one had started from the frame design of the Netherlands Indies 15 ct postage due (NVPH NEI #3). The numerals "15" were drilled out; the frames were all type I. With fifty

of these individual clichés, a printing block of 50 was constructed, still with blank centers. This form was reproduced a couple of times by the galvano plastic method. Four of these blocks went into a 200 copy frame, which was then used to print all 200 stamp frames. For the printing for the black numerals a separate printing frame of 200 individual clichés, constructed from the numerals plus the letters "C", "E", "N", "T". As this method created problems, later type logos were made of the word "CENT".

The 6 1/2 on 20 cent postage due stamp

The first postage due stamp in the 6 1/2 ct denomination was obtained from the already existing 20 ct postage due stamp, by overprinting with "6 1/2" in red while cancelling the old "20" with a red bar. For this overprint a print form


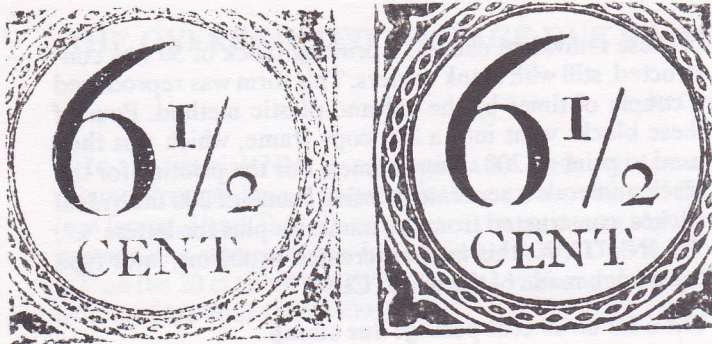


Figure 4 The De Ruyter stamps used as postage due stamps. There are two varieties with distance 1/2 to 6 either 1 mm or 1/2 mm.



5a: small break under in "6" 5b: large break in the "6"



5c: high "T" in CENT 5d: shifted type in CENT



5e: Other example of shifted type in CENT

Figure 5 The best known plate errors on the definitive 6 1/2 ct postage due stamps.

of 50 logo types was used (Manual p 170). Among these overprints a plate error is known. Of the 10th stamp in the first horizontal row the red division bar is broken at the top. Sometimes only a small red dot is left (see figure 3).

The 6 1/2 CENT overprint on the 2 1/2 ct "De Ruyter" stamp

At the end of the validity period of the "De Ruyter" stamps (June 1, 1907), large numbers of these stamps were left over. Part of that stock was overprinted "PORTZEGEL ... CENT" and issued on November 1, 1907.

One of those stamps was overprinted with the denomination "6 1/2 CENT". Of this stamp the well known two types exist (see figures 4a and 4b) The difference is in the distance between the large numeral and the "1/2" fraction.

The 6 1/2 cent postage due stamp in definitive issue

In February 1907 the first batch of stamps of this denomination (NVPH 20) were delivered by Enschedé.

This stamp is pictured in figure 2b. There are several plate errors in this denomination. The best-known are:

1. Small break under in the "6" (NVPH 20fa), see figure 5a. This plate error is found in position 172 of the sheet.
2. Large break under in the "6" (NVPH 20fb), see figure 5b. This error is located on position 122.
3. High "T" of CENT (NVPH 20fd) see figure 5c. To be found in position 69 of the sheet of 200.
4. Shifted letters "C, E, N, T" (NVPH 20fc) see figs 5d, 5e. Position 75. This last variety is called "lowered T" in the NVPH catalogue; a misnomer in our opinion. It can be clearly seen that also the other letters of "CENT" are out of line and that this error is due to loose type. Compare also the figures of the "4" overprints on the same 20 ct; the same plate errors occur in the same positions. See figures 6a-6d.

The Postage Due Stamps of 4 Cent

When the punitive due for insufficiently franked domestic letters and post cards was halved to 2 1/2 ct, per October 1, 1908, a 6 1/2 ct postage due stamp was no longer needed. The total postage due for a letter card franked as printed matter was now 4 ct. However on that date no 4 ct postage due stamp existed, so the left over 6 1/2 CENT stamps were overprinted with a "4" (see figure 1b).

The Overprint "4" on the 6 1/2 ct Postage Due Stamp

For this overprint two different kinds of red ink were used; called "normal" and "blood red". The latter overprint is usually more visible when viewed from the back. The direct comparison of the two colors remains the best means of distinguishing the two.

Of course, of this stamp the same plate errors exist as on the original 6 1/2 ct stamp. So again we have:

1. small break in "6", NVPH # 29fa, afa, see figure 6a.
2. Large break in "6", NVPH # 29 fb, afb see figure 6b.



Figure 6 The postage due stamp of 6 1/2 ct, overprinted with "4" with the same plate errors as in figures 5.




Figure 7 Compare the word CENT in the more recent 4 ct postage due stamp with that of the older 20 ct. In the latter the word CENT was built up from individual letter types, whereas in the newer 4 ct the word "CENT" was one type. The letters are exactly on the same level and also the spacing between the letters is much better.

3. High "T" of CENT, NVPH # 29 fd, afd, see figure 6c.
4. Shifted letters of "CENT", NVPH 29 fc, afc, see fig 6d.

In the above, the catalogue numbers such as afa, afb et cetera, refer to the blood red varieties. Again, with the last mentioned overprint it is clear that more than one letter of type has moved.

Continued from page 65

For Booklet 31, the 1985 Summer Stamp series, we report a peculiar and interesting variety: some of these booklets were produced on a phosphor paper that shows up as a definite pink, while others have a slightly bluish cast to the paper; the latter is very similar to the conventional Harrison "white" ... but there is a slight difference. We have examples of the "pink" on First Day Covers as well as mint booklets. This brings up an interesting point: obviously the pink variety was from a first, or at least an early printing. We ask our readers to examine their First Day Covers, looking especially for examples on the bluish-cast paper, as well as their postally used copies for dates on either paper. For the moment, at least, we cannot determine which is the scarcer variety.

We have examined the sheet stamps of this 1985 "Church" issue, as well as other issues in 1985 and all are without the strong pink color. We do know that Enschedé prints a great deal of material for other countries, and it may be possible that the "pink" paper was inadvertently used for a portion of the booklet production. A study of the dates of use thus becomes vital.

Meanwhile, we solicit comments and information about the foregoing.

The definitive 4 cent Postage Due Stamp

This stamp is shown in figure 7a. It is clearly visible, that a single "CENT" logo was used. The letters C, E, N, and T now stand in one line with appropriate horizontal distances ("kerned" for those who know desk top publishing). This results in a much steadier image, compared to separate letter types, where, for example, the distance between "E" and "N" was much smaller than between the "N" and the "T". With the original 20 ct value the "T" often stood a bit lower than the other letters (see figure 7b).

The author thanks mr. A.R. Kamphuis of the PTT museum in the Hague for the ready support with this article.

References:

- "Speciale Catalogus van de Postzegels van Nederland en Overzeese Rijksdelen" published by the NVPH.
- "De portzegelemissies 1906-1912" by Gert Holstege. "Filatelie Informatief" 5030, pages 1-60.
- Manual of the Stamps of the Netherlands, Netherlands Indies, Curaçao and Surinam, by A. Arthur Schiller and Johannes de Kruyf.
- "Handboek der Postwaarden van Nederlandsch Indië", published by the "Nederlandsche Vereniging van Postzegel Verzamelaars".

Postal Booklet Notes

Our Dutch cousins have just released Postal Booklet 45 containing an array of the gaudiest "stamp designs" one can imagine! The booklet contains six stamps; all are companions to the sheet-issues for the Summer charity set.

60 cents + 30 cents (2 copies per pane)

70 cents + 35 cents (2 copies per pane)

80 cents + 40 cents (1 copy per pane)

The cost of the booklet comes to Hfl. 6.

Note the black-and-white illustration of the pane as well as the cover text.

At first glance I thought I was looking at a microcosm of some back-woods swamp. Then, when my eyes came into focus, I saw what purports to be a neo-modern rendition of some flowers. Let's start with the 60 cent + 30 cent effort: I count five colors – six if we want to be technical and count the white reverse text and " + " sprinkled in this stew. The value ciphers are in an orangy-red shade; the overall background is a bile green, part of which is overlaid with a thin black screening that muddies the greenish water in which floats some sort of leaf; beneath the leaf lurk three black forms – your guess is as good as mine. The country name "Nederland" is in yellow; the word "Floriade" (not in my dictionary) is in blue-green, although I suspect it originally was the same clear blue as that word on the tab of the pane; the date "1992" appears to be a lighter shade of orange-red – almost pink, in which case we may have even another color to count.

Just the thought of licking this stamp to affix it to an envelope ... Ugh!

Continued on inside front cover